


Reference Sheet




How to Register an Organization in eRA Commons

All organizations responding to SAMHSA Funding Opportunity Announcements (FOAs) for the first time **must** register with [NIH's eRA Commons](#). The SAMHSA Business Official (BO) listed in Part C of the HHS 5161 Checklist form **or** the Authorized Organization Representative (AOR) in the SF-424 will be the individual with legal signing authority who **must** register their organization in eRA Commons. One eRA account with the Signing Official (SO) role is automatically created for the BO/AOR during registration. The SO will receive a username to access their electronic submission, receive notifications on application status, and have access to retrieve grant information. The SO must regularly check their email (including spam folder) during the registration process and take action if necessary.




Organizations submitting an application to SAMHSA for the first time must also register their Authorized Organizational Representative (AOR) in [Grants.gov](#). If applying through eRA [Application Submission System and Interface for Submission Tracking \(ASSIST\)](#), the AOR's credentials must be entered.

Please see the following step-by-step instructions with screenshots from eRA Commons on the registration process. To view screenshots, click the  icon.

Start the eRA Commons Registration

-  1. Go to the [eRA Commons](#) homepage.
-  2. Click the **Register Grantee Organization** hyperlink.
-  3. Click the **Register Now** button.

Complete the Registration Form

-  1. On the **Register Institution** page, click the checkbox to the left of "My organization wishes to apply for Non-NIH Grants/Contracts" to indicate the type of funding opportunity.
-  2. Enter your **DUNS number** and click the **Verify DUNS** button.
Once you verify your DUNS number, you will be able to enter other information for your institution.
-  3. Enter information for the **Signing Official (SO)**.
This is the first SO account for your organization; however, the SO can create "secondary" SO accounts, if necessary.
Entering information for an Accounts Administrator is optional. If you created an Accounts Administrator, they would not be able to complete the remainder of the registration process, but would be able to create accounts after your organization is fully registered.

4. Click the **Save** button. An email confirming receipt of the registration request will be generated and sent to the SO's email address.



Confirmations

1. Click the *hyperlink* in the confirmation email to verify the SO's email address before the link expires in 48 hours.
Clicking the confirmation hyperlink will take you to eRA Commons with a notice that your email address has been verified and your registration request is pending review.
If your registration request is not approved, you will receive an email stating that SAMHSA was unable to approve your registration request and the reason will be included. If your registration request is not approved, your SO must restart the process and correct any errors.
2. If your registration request is approved, you will receive an email stating that SAMHSA has approved your registration request.
Click the hyperlink in the approval email to confirm your registration.
3. Clicking the hyperlink will take you to the eRA Commons Institutional Profile (**IPF**) **Assignment View**.
Review and click the **Yes** or **No** button to confirm whether the registration information is correct.
When your registration is approved, the following email notifications will be generated and sent to the SO's email address.
 - i. A "Notification of Authentication Credentials and New eRA Account" containing the username and other new account information; and
 - ii. A "Notification of Password for New Account" containing a temporary password.
If you do not log in within 48 hours, the temporary password will expire and you will have to contact the [eRA Service Desk](#) to have it reset.

Login to the eRA Commons and Change Password

1. Go to the [eRA Commons](#) homepage.
2. Enter your **Username** and temporary **Password**.
3. Click the **Login** button.
4. Enter your new **Username** and **Password** when prompted at the **Change Password screen**.
5. Click the **Submit** button.

Access Commons and Complete Registration

-  1. On the **Change Password** confirmation page, click the eRA Commons **Application Link** to review and accept registration.
-  2. Click the **Accept** button.

*Clicking **Accept** is equivalent to electronically signing your registration application. Accepting acknowledges responsibility for maintaining the security and confidentiality of your organization's information through the administration of all eRA Commons accounts established for your organization. This will register your organization in eRA Commons and allow you to create accounts for the organization staff, including other SOs.*

*You **MUST** create or link an eRA Commons account (PI role in eRA) for your Project Director or PD (SAMHSA's PD on the HHS 5161 Checklist form) in order to apply for FOAs.*



A program of the National
Institutes of Health

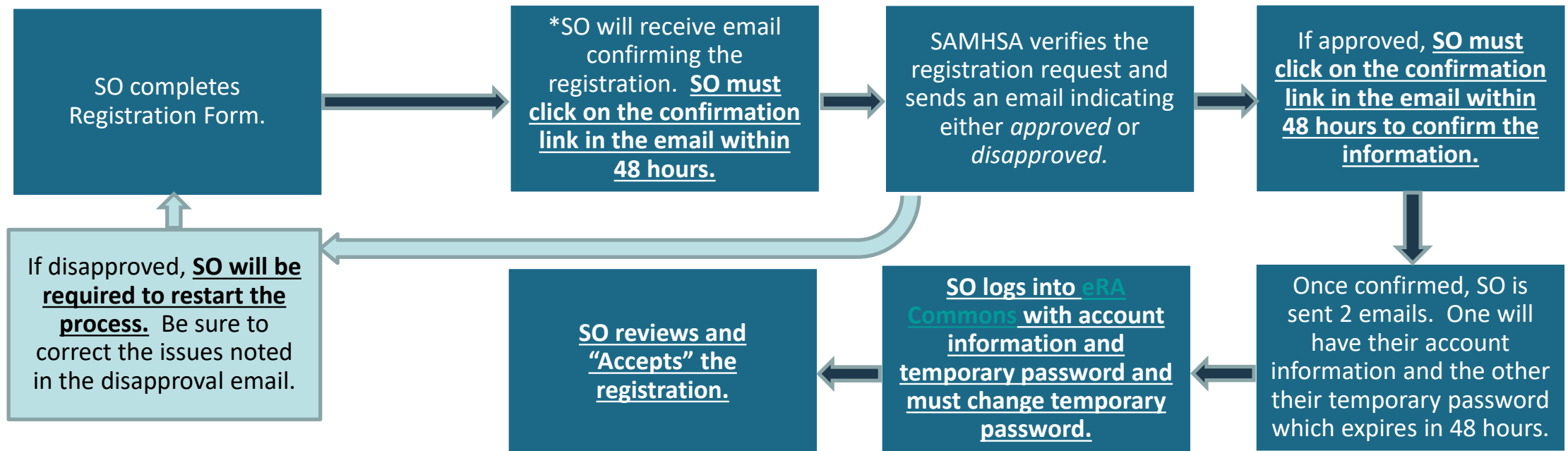
Registering an Organization in eRA Commons



A program of the National Institutes of Health

eRA Commons Registration Process Overview

- The SAMHSA Business Official (BO) listed in Part C of the HHS 5161 Checklist form or the Authorized Organization Representative (AOR) in the SF-424 will be the individual with legal signing authority who **must** register their organization in eRA Commons.
- One eRA account with the Signing Official (SO) role is automatically created for the BO/AOR during registration.
- The SO will receive a username to access their electronic submission, receive notifications on application status, and have access to retrieve grant information.
- SO **MUST** regularly check their email (including spam folder) during the registration process and take action if necessary.
- Organizations submitting an application to SAMHSA for the first time must register their AOR in [Grants.gov](https://www.grants.gov) as they will be required to enter their Grants.gov AOR credentials in eRA [Application Submission System and Interface for Submission Tracking \(ASSIST\)](#), in order to complete the submission process.





A program of the National Institutes of Health

Accessing the eRA Registration Form

1) Go to the [eRA Commons](#) homepage.

The screenshot shows the eRA Commons homepage. A blue callout box with a white border and a pointer to the right contains the text: "2) Click the Register Grantee Organization link." The link "Register Grantee Organization" in the right-hand navigation menu is highlighted with a red rectangular box. The page layout includes a header with the eRA Commons logo and navigation links, a main content area with a "Welcome to the Commons" message and system notifications, and a sidebar with "About the Commons" and "Additional Links" sections.

2) Click the Register Grantee Organization link.

[Register Grantee Organization](#)

Back to Ref. Sheet



A program of the National Institutes of Health

Accessing the eRA Registration Form

https://public.era.nih.gov/commons/public/registration/registrationInstru... Commons Login Commons Home Page

U.S. Department of Health & Human Services www.hhs.gov

eRA Commons
A program of the National Institutes of Health

NIH OER
Welcome:
Institution: Not Affiliated
Roles:
[Contact Us](#) | [Help](#)

Home eRA Partners

Online Registration

Only Signing Officials can register their institutions with the NIH. Follow these directions to register your institution.

1. Complete the online Institution Registration Form and click Submit.
2. Agency will send you an email with the link to confirm your email address.
3. Once email address is verified, the Agency will review your request and let you know of the result via email.
4. If your request is denied, you will get an email notifying you of the reason.
5. If your Request is approved, you will get an email with your Commons user id and temporary password.
6. Log in to Commons with temporary password and system will prompt you to change temporary password to the permanent one. Principle Signing Official will be prompted to electronically sign your registration request. (Please review your registration information carefully).
7. Once Principle Signing Official has electronically signed the request, your organization will be active in Commons and you may Create and maintain additional accounts for your institution staff.

3) Click the *Register Now* button.

[Register Now](#)

[Back to Ref. Sheet](#)

https://commons.era.nih.gov/commons/

https://public.era.nih.gov/commons/public/detailReg.do Commons Login Commons Home Page

U.S. Department of Health & Human Services www.hhs.gov

Commons
A program of the National Institutes of Health

NIH Welcome: Institution: Not Affiliated Roles: Contact Us | Help

Home eRA Partners

Register Institution ?

Online Registration

Welcome to the ERA Commons On-Line Registration Process.

Completing this process will register your institution into the ERA Commons and establish up to two accounts for your institution. Selected staff at your institution can then create additional accounts appropriate to the needs of your institution.

Before registering your institution please read through the registration material provided here. It is recommended that you print a copy of this page to use as a reference when completing the form. To print a copy select the "Print" button on your browser button bar or select "File/Print" from the menu bar.

* indicates required field

Registration Purpose

Select the type(s) of opportunities to which your organization will apply (check one or more options below): ?

- My organization wishes to apply for NIH Grants/Contracts
- My organization wishes to apply for Non-NIH Grants/Contracts
- My organization wishes to apply for NIH Other Transaction Authority (OTA) opportunities

Institution Information

Please begin by entering your 9-digit DUNS (plus 4-digit extension if applicable) and click "Verify DUNS".

DUNS Number: * Verify DUNS

Institution Name: *

Street 1: *

Street 2:

Street 3:

Street 4:

Closeout E-mail: *

NoA E-mail: *

City: *

State: *

Zip Code: * (20873) or (208733423)

Country: UNITED STATES

1) Click the *My organization wishes to apply for Non-NIH Grants/Contracts* checkbox.

2) Enter your *DUNS Number* and click the *Verify DUNS* button.

Once you verify your *DUNS number*, you will be able to enter other information for your institution.

Back to Ref. Sheet

https://commons.era.nih.gov/commons/

The screenshot shows a web browser window with the URL <https://public.era.nih.gov/commons/public/detailReg.do>. The page contains two main sections: "Accounts Information" and "Principal Signing Official".

Accounts Information: This section is optional. It includes fields for Name Prefix, First Name, Middle Name, Last Name, Title, User Name, Phone, Fax, and E-mail. A note states: "This entire section is optional; however if any information is entered then all required fields must be entered".

Principal Signing Official: This section includes fields for Name Prefix, First Name, Middle Name, Last Name, Title, User Name, Phone, Fax, and E-mail.

At the bottom of the form, there are three buttons: "Save", "Reset", and "Cancel".

3) Enter information for the **Signing Official**

Entering information for an **Accounts Administrator** is optional.

4) Click the **Save** button. An email confirming receipt of the registration request will be generated and sent to the **SO's** email address.

[Back to Ref. Sheet](#)



A program of the National Institutes of Health

eRA Registration Confirmation Email

Email confirmation for TEST ORGANIZATION Inbox x

era-notify-test@mail.nih.gov
to me

Your registration request has been received. The next step is for the NIH to verify the email address, which we have recorded for the Signing Official of your institution. Please click on the email link below to confirm this information.

<http://public.test.era.nih.gov/commons/public/verifyEmail.do?r=346712>

If you are unable to click on the above email link or have other concerns or questions, contact the NIH eRA Service Desk using the contact information listed below.

Thank you for registering your institution with the NIH eRA Commons.

For any further questions about this email, call the eRA Service Desk at 1-866-504-9552 or refer to <http://grants.nih.gov/support> for additional methods of contact. Please access Commons at <http://public.era.nih.gov/commons/>. For more information please visit <http://era.nih.gov/>

1) Click the hyperlink to verify the SO's email address before the link expires in 48 hours.

[Back to Ref. Sheet](#)



A program of the National Institutes of Health

Sample Email Verification Message

U.S. Department of Health & Human Services www.hhs.gov

Commons
A program of the National Institutes of Health

Welcome:
Institution: Not Affiliated
Roles:
[Contact Us](#) | [Help](#)

[Home](#) [eRA Partners](#)

Email Verified

The email for [TESTORGSO] has been verified.

NIH will review your application pending for approval. Once reviewed, you will receive another email stating the status of your application. Further instruction will be provided to complete the registration process.

[Privacy Act Statement](#) | [Accessibility](#) | [Disclaimer](#)

National Institutes of Health (NIH)
9000 Rockville Pike
Bethesda, Maryland 20892

Department of Health and Human Services

© 2018 NIH. All Rights Reserved.
Screen Rendered: 07/05/2018 10:34:19 EDT
Screen Id:
Version: 3.36.2

GRANTS.GOV™
FIND. APPLY. SUCCEED.®

Clicking the confirmation hyperlink will take you to eRA Commons with a notice that your email address has been verified and your registration request is pending review.

[Back to Ref. Sheet](#)

Sample Email of Disapproved Registration

The NIH is unable to approve your institution registration request. Inbox x



 era-notify-test@mail.nih.gov

1:24 PM (48 minutes ago) ☆



to me ▾

We are sorry, but we were unable to approve your registration request for your institution: TEST ORGANIZATION 123 on 2018-07-18 12:58:15.0. The reason for this is as follows:

Your NIH Commons registration request has been rejected for the following reason: 1. Did not supply a valid DUNS number. The DUNS entered on the registration ,000000000, is not a valid DUNS number. Please re-register again with a valid DUNS number. If you feel you can correct your specific issue please feel free to register again, at public.era.nih.gov/commons

If you have any questions or concerns concerning this email, contact the eRA Service Desk using the information provided below.

For any further questions about this email, call the eRA Service Desk at 1-866-504-9552 or refer to <http://grants.nih.gov/support> for additional methods of contact. Please access Commons at <http://public.era.nih.gov/commons/>. For more information please visit <http://era.nih.gov/>

If your registration request is not approved, you will receive an email stating that SAMHSA was unable to approve your registration request, and the reason will be included. If your registration is not approved, your SO must restart the process, and correct any errors.

[Back to Ref. Sheet](#)



A program of the National
Institutes of Health


Sample Email of Approved Registration

Your institution registration has been approved. Inbox x



era-notify-test@mail.nih.gov

Jul 5 (6 days ago) ☆



to me ▾

The NIH has approved your registration request for TEST ORGANIZATION, requested date: 2018-07-05 10:33:04.0.

Click on the link below to confirm your registration.

<http://public.test.era.nih.gov/commons/public/d.do?mode=c&r=346692>

2) Click the hyperlink
to confirm registration.

Following this confirmation, the initial Signing Official account will be sent to you by email. If you have any questions or concerns, contact the NIH eRA Service Desk using the information provided below.

For any further questions about this email, call the eRA Service Desk at 1-866-504-9552 or refer to <http://grants.nih.gov/support> for additional methods of contact. Please access Commons at <http://public.era.nih.gov/commons/>.

For more information please visit <http://era.nih.gov/>

[Back to
Ref. Sheet](#)



A program of the National Institutes of Health

Confirm Registration Information



U.S. Department of Health & Human Services

www.hhs.gov



Commons
A program of the National Institutes of Health



Welcome:
Institution: Not Affiliated
Roles:
[Contact Us](#) | [Help](#)

[Home](#) [eRA Partners](#)

IPF Assignment View ?

NIH has approved your registration and linked your registration with NIH's database. Does the information below correctly match your institution?

Confirm Institution Registration

Registration Institution Name:	TEST ORGANIZATION
NIH Institution Name:	TEST ORGANIZATION
Request Date:	2018-07-05 10:33:04.0

3) Review and click the **Yes** or **No** button to confirm whether the registration information is correct.

[\[Privacy Act Statement | Accessibility | Disclaimer \]](#)



National Institutes of Health (NIH)
9000 Rockville Pike
Bethesda, Maryland 20892



Department of Health
and Human Services

© 2018 NIH. All Rights Reserved.
Screen Rendered: 07/11/2018 02:58:50 EDT
Screen Id:
Version: 3.36.4



[Back to Ref. Sheet](#)

eRA Commons: Notification of Authentication Credentials and New eRA Account

Inbox x



era-notify-test@mail.nih.gov

to me ▾

Jul 5 (6 days ago) ☆



*** This is an automated notification - Please do not reply to this message. ***

Signing Official,

An eRA account has been created for you on Jul 5, 2018. Your account details are:

- Account holder: Signing Official
- Username: TESTORGSO
- Organization: TEST ORGANIZATION
- System(s): Commons
- Role(s): SO/TEST ORGANIZATION;

Shortly, you will be receiving another email containing your password.

To access the system use the username and password provided in these emails.

For any further questions about this email, call the eRA Help Desk at 1-866-504-9552 or refer to <http://grants.nih.gov/support> for additional methods of contact. Please access Commons at <http://public.era.nih.gov/commons/>.

For more information please visit <http://era.nih.gov/>

When your registration is approved, the following email notifications will be generated and sent to the SO's email address.

The first is a "Notification of Authentication Credentials and New eRA Account" with username and other new account information.

[Back to Ref. Sheet](#)



A program of the National
Institutes of Health

User Account Information Emails (2 of 2)

eRA Commons: Notification of Password for New Account Inbox x



era-notify-test@mail.nih.gov

Jul 5 (6 days ago) ☆



to me ▾

*** This is an automated notification - Please do not reply to this message. ***

The password associated with your recently created account is [REDACTED]

The above password is temporary, and will expire in 48 hours. You will be required to change your password the first time you successfully log into the Commons before the temporary password expires. On the Change Password page, enter the temporary password in the Current Password field. Please read the instructions on the Change Password page carefully before selecting a new password. If the temporary password expires, you will be taken to the Reset Password page where you can request another temporary password.

To access the system use the Username provided in the email notifying you of your new account.

For any further questions about this email, call the eRA Help Desk at 1-866-504-9552 or refer to <http://grants.nih.gov/support> for additional methods of contact. Please access Commons at <http://public.era.nih.gov/commons/>.

For more information please visit <http://era.nih.gov/>

*The second is a “**Notification of Password for New Account**” with temporary password.*

If you do not log in within 48 hours, the temporary password will expire and you will have to contact the [eRA Service Desk](#) to have it reset.

[Back to Ref. Sheet](#)



A program of the National Institutes of Health

Log In With Temporary Password



Commons
A program of the National Institutes of Health



Contact Us | Help

1) Go to the [eRA Commons](#) homepage.

Commons Login ?

*Required field(s)

*Username

*Password

2) Enter your **Username** and **temporary Password**.

Login Reset

3) Click the **Login** button.

Welcome to the Commons

System Notification Message

... are currently available.
Commons and IAR will be unavailable from 9 p.m. (ET) Saturday, July 14, until 5 a.m. (ET) Sunday, July 15, 2018 for monthly maintenance. We are sorry for any inconvenience.

... are registering a new entity in SAM.gov, you must provide an original, signed **notarized letter** from your System Administrator before your registration will be activated. Read [FAQs](#) to learn more about this

Register Grantee Organization

About the Commons

- [Frequently Asked Questions](#)
- [Latest Release Notes](#)

Additional Links

- [RePORT](#)
- [Grants.gov](#)
- [iEdison](#)
- [National Institutes of Health](#)
- [Public Access Policy Page](#)
- [Loan Repayment Program](#)
- [Commons Quick Queries](#)

(For External Users Only)

(For External Users)
[Forgot Password/Unlock Account?](#)

Federated Institutions/Organizations ?

Select..

Federal User Login [Here](#)

eRA Service Desk

Hours: Mon-Fri, 7AM-8PM EDT/EST

Scheduled Commons maintenance. For maintenance information, see the [eRA Scheduled Maintenance Calendar](#).

Support Related Resources

- **Electronic Submission:** Learn about the most frequent application errors at [Avoiding Common Errors](#).
- **Electronic Application Submission:** To learn about completing and submitting an electronic application and access helpful resources, visit the [Applying Electronically website](#).
- **eRA Home Page:** To find Commons [FAQs](#), [User Guides](#), training materials, and step-by-step instructions for performing tasks in Commons, visit the [eRA website](#).

Commons Related Resources

- **Reference Letters:** To submit a reference letter when requested by an applicant, please follow this link: [Submit Reference Letter](#).
- **Demo Facility:** [Demo Facility](#) allows you to try most of the capabilities of the NIH eRA Commons in a sample environment.

[Back to Ref. Sheet](#)

Change Password

⚠ WARNING!

Your password is temporary. You must change the password now in order to log into the system.

i INFORMATION!

- The password length must be between 8-16 non-blank characters
- Must Contain a mixture of letters, numbers and Special characters: `~!@#\$%^&()-_+=[]{|'\':;"<>,.?/
- First and last characters cannot be numbers
- Cannot contain username
- Cannot be reused within one (1) year

4) Enter your
new **Username**
and **Password**.

Current Password:

New Password:

Confirm New Password:

Submit

Clear

Password Validation Results

- ✔ The password length must be between 8-16 non-blank characters
- ✔ Must Contain a mixture of letters, numbers and Special characters: `~!@#\$%^&()-_+=[]{|'\':;"<>,.?/
- ✔ First and last characters cannot be numbers
- ✔ Cannot contain username
- ✔ New Password cannot be the same as Current Password
- ✔ Confirm Password should be the same as Password

5) Click the
Submit button.

[Back to
Ref. Sheet](#)



A program of the National



U.S. Department of Health & Human Services



National Institutes of Health



Office of Extramural Research



Help



Contact Us



Electronic Research Administration
A program of the National Institutes of Health

Account Management System (AMS)

Change Password

✔ **SUCCESS!**

Your password has been changed successfully.

Application Links:

- **Commons:** <http://public.test.era.nih.gov/commons/>
- **iEdison:** <https://public.test.era.nih.gov/iedison/>
- **Facts:** <https://public.test.era.nih.gov/facts/sd>

1) Click on the **Application Link** to review and complete your registration.

© 2018 NIH. All Rights Reserved. | Screen Rendered: 07/05/2018 12:28:34 EDT | AMS0001@1091 | Version: 2.11.11

[Help](#) | [Contact Us](#) | [Privacy Notice](#) | [Manage User Preferences](#) | [Accessibility](#) | [Disclaimer](#)

[Office of Extramural Research](#) | [National Institutes of Health](#) | [U.S. Department of Health and Human Services](#) |

NIH...Turning Discovery Into Health®

[Back to Ref. Sheet](#)



A program of the National Institutes of Health

Complete Registration

Registration Information

In order to protect the confidentiality of certain information, access to the secure eRA Commons server is limited to authorized users. The registration of authorized eRA Commons users will be administered by the Principal Signing Official, or their designee, serving as the grantee organization Commons Accounts Administrator.

The grantee organization Principal Signing Official serving as administrator of the Commons accounts, and signatory of this form, should be the Official with institutional authority in so far as legally binding grants administration actions with the NIH are concerned, including serving as the grantee organization authority responsible for submission of grant applications to the NIH. As Commons Accounts Administrator, this Official will have the authority to create, modify and delete Commons accounts for additional Signing Officials, Administrative Officials, Principal Investigators, Program Directors, and other scientific and/or administrative staff for the grantee organization.

Solely for the purpose of facilitating administration of Commons accounts, and distinct from submitting grant applications to the NIH, the Principal Signing Official can extend authority to a Primary Commons Accounts Administrator. Designation of such a Primary Commons Accounts Administrator can be acknowledged herein, as detailed below, so long as both Principal Signing Official and Primary Commons Accounts Administrator are signatories of this form.

Institution Information			
Institution Name:	TEST ORGANIZATION	Closeout E-mail:	
FAX Received:	No	NoA E-mail:	
Duns Number:	000000000	City:	BETHESDA
Street 1:	123 STREET	State:	MD
Street 2:		Zip Code:	20873
Street 3:		Country:	
Street 4:			
IPF Code:			

Principal Signing Official
Name Prefix:

*Clicking **Accept** is equivalent to electronically signing your registration application. Accepting acknowledges responsibility for maintaining the security and confidentiality of your organization's information through the administration of all eRA Commons accounts established for your organization.*

Accounts Administrator
Name Prefix:
First Name:
Middle Name:
Last Name:
Suffix:
Title:
User Name:
Phone:
Fax:
E-mail:

2) Click the accept button.

By clicking the "Accept" button, you acknowledge responsibility for maintaining the security and confidentiality of the grantee organization's information through the administration of all Commons accounts established for the grantee organization.

Accept

Back to Ref. Sheet

- After “Accepting,” the organization registration process with eRA Commons is complete.
- *You may now create accounts for the organization staff, including other SOs.*
- ***You MUST create or link an eRA Commons account (PI role in eRA) for your Project Director or PD (SAMHSA’s PD on the HHS 5161 Checklist form) in order to apply to FOAs.***